

**Autodesk**<sup>®</sup>  
Showcase<sup>™</sup>

Reflect your decisions.



Autodesk<sup>®</sup>

# Visualize Your Products

It's expensive and time-consuming to build physical prototypes—and each prototype represents only one design variation. Autodesk® Showcase® software makes it faster, easier, and less expensive to make design decisions. Use it to quickly evaluate multiple design variations by creating highly realistic, accurate, and compelling imagery from your 3D CAD data.

## Facing these issues?

- Design review and decision-making processes require too much time and expertise.
- Physical prototypes limit your ability to evaluate multiple design options.
- Customers and reviewers are reluctant to approve low-quality digital prototypes.
- Data preparation for visualization and review takes too long.
- Visualization experts are needed to create expert-quality design presentations.
- You must use multiple products to create compelling imagery.

Discover how Autodesk Showcase software makes interactive, visualization accessible

### Make Better Decisions, Faster

Autodesk Showcase helps you convey the form and brand character of your conceptual designs. Use Showcase to present multiple design options, locally and via remote sessions, before team members and customers make decisions. Viewing photorealistic imagery in real-world contexts gives reviewers the confidence to approve designs—while you enjoy an efficient, economical review process.

### Power Up Digital Prototypes


Showcase helps you communicate your ideas quickly and clearly, radically reducing reliance on both costly, time-consuming physical prototypes and low-quality digital prototypes. Showcase lets you create high-quality digital 3D visualizations of your digital prototypes, and place them in realistic environments. Present digital prototypes to reflect a range of materials and geometry, switching among variations with a single click. With Showcase, generate photorealistic imagery that accurately represents real-world materials, lighting, and environments. And do it all in record time.

### Make Visualization Accessible

You don't need to be a visualization expert to create stunning, professional design presentations. Showcase offers the advanced functionality visualization experts need, while remaining accessible to even those new to visualization software. Its simple user interface, well-documented API, and scripting language makes Showcase accessible to a range of user abilities and needs. From a single application, you can easily prepare, process, and present compelling, high-quality imagery from 3D CAD data. And because you can make design model changes while preparing imagery, you save time by performing design and visualization simultaneously.



The Autodesk Showcase product family facilitates informed decision making on digital prototypes by simplifying the creation of accurate, highly realistic imagery.



#### **Autodesk Showcase**


Autodesk Showcase software addresses the visualization needs of design, engineering, and marketing teams, letting them interactively evaluate design work and present it for review.

#### **Autodesk Showcase Professional**


Designed for visualization specialists, Autodesk® Showcase® Professional software includes all of the functionality in Autodesk Showcase and more. Visualization experts can take advantage of high-end visualization environments and tools for automating the visualization workflow, enhancing asset and presentation authoring, and building complex visualization setups.

#### **Autodesk Showcase Viewer**

Autodesk Showcase Viewer is a free application that allows non-Showcase license holders to view and navigate a Showcase scene.



images courtesy of parker hannifin Corporation



# Digital Prototyping for the Manufacturing Market

Autodesk, a world-leading supplier of engineering software, provides tools that let viewers experience ideas before they are real. By putting powerful Digital Prototyping technology within the reach of mainstream manufacturers, Autodesk is changing the way manufacturers think about the design process and helping create more productive workflows. The Autodesk approach to Digital Prototyping is scalable, attainable, and cost-effective; allows a broader group of manufacturers to realize its benefits with minimal disruption to existing workflows; and provides the most straightforward path to creating and maintaining a single digital model in a multidisciplinary engineering environment.

## Learn More or Purchase

Access specialists worldwide who can provide product expertise, a deep understanding of your industry, and value that extends beyond your software purchase. To purchase Autodesk Alias software, contact an Autodesk Premier Solutions Provider or Autodesk Authorized Reseller. Locate a reseller near you at [www.autodesk.com/reseller](http://www.autodesk.com/reseller).

## Autodesk Learning and Education

From instructor-led or self-paced classes to online training or education resources, Autodesk offers learning solutions to fit your needs. Get expert guidance at an Autodesk Authorized Training Center (ATC®) site, access learning tools online or at your local bookstore, and validate your experience with Autodesk certifications. Learn more at [www.autodesk.com/learning](http://www.autodesk.com/learning).

## Autodesk Services and Support

Accelerate return on investment and optimize productivity with innovative purchase methods, companion products, consulting services, and support from Autodesk and Autodesk authorized partners. Designed to get you up to speed and keep you ahead of the competition, these tools help you make the most of your software purchase—no matter what industry you are in. Learn more at [www.autodesk.com/servicesandsupport](http://www.autodesk.com/servicesandsupport).

## Autodesk Subscription

Get the benefits of increased productivity, predictable budgeting, and simplified license management with Autodesk® Subscription. You get any new upgrades of your Autodesk software and any incremental product enhancements, if these are released during your Subscription term. In addition, you get exclusive license terms available only to Subscription members. A range of community resources, including web support direct from Autodesk technical experts, self-paced training, and e-Learning, help extend your skills and make Autodesk Subscription the best way to optimize your investment. Learn more at [www.autodesk.com/subscription](http://www.autodesk.com/subscription).

\*Free products are subject to the terms and conditions of the end-user license agreement that accompanies download of this software.

Cover image courtesy of Ulysse Nardin  
Inside images courtesy of Parker Hannifin

**ENGINEERING YOUR SUCCESS.**